

▼ Shown cylinder-pump set: SCR-1010H



The Quickest and Easiest Way to Start Working Right Away





- Optimum match of individual components
- All sets are ready-for-use
- Sets include 1,8 m safety hose and gauge with gauge adaptor
- All hand pumps are two-speed.



Speed Chart

See the Enerpac Cylinder Speed Chart in our 'Yellow Pages' section.

Pagina: **255**

1 Cylinder Selection (See Cylinder Section of this catalog for full product descriptions)		Set Capacity ton (kN)	Cylinder Model Number	Stroke (mm)	Collapsed Height (mm)
 <p>Single-Acting, General Purpose Cylinders: For maximum versatility. RC-Series</p>	Page: 6	5 (45)	RC-55	127	215
		10 (101)	RC-102	54	121
			RC-106	156	247
			RC-1010	257	349
		15 (142)	RC-154	101	200
			RC-156	152	271
		25 (232)	RC-252	50	165
			RC-254	102	215
			RC-256	158	273
			RC-2514	362	476
50 (498)	RC-506	159	282		
 <p>Single-Acting, Low Height Cylinders: Ideal where space is restricted. RCS-Series</p>	Page: 22	10 (101)	RCS-101	38	88
		20 (201)	RCS-201	45	98
		30 (295)	RCS-302	62	117
		45 (435)	RCS-502	60	122
		90 (887)	RCS-1002	57	141
 <p>Single-Acting, Hollow Cylinders: For pushing and pulling applications. RCH-Series</p>	Page: 26	13 (125)	RCH-121	42	120
		20 (215)	RCH-202	49	162
		30 (326)	RCH-302	64	178
		60 (576)	RCH-603	76	247
		95 (933)	RCH-1003	76	254
 <p>Pull Cylinders: The ultimate in pulling power. BRP-Series</p>	Page: 24	10 (105)	BRP-106C	151	587
			BRP-106L	151	541
		30 (326)	-	-	-
			BRP-306	155	1085
50 (505)	BRP-606	152	719		

Single-Acting Cylinder-Pump Sets

SET SELECTION:

- 1** Select the cylinder
- 2** Select the pump
- 3** Find the set model number in the blue matrix

SELECTION EXAMPLE

Selected cylinder:

- RC-106, Single-Acting cylinder with 156 mm stroke

Selected pump:

- P-392, Lightweight hand pump

Set model number:

- SCR-106H

Included:

- HC-7206 hose
- GF-10B gauge
- GA-2 adaptor

SC Series



Capacity:









5 - 95 ton

Stroke:

38 - 362 mm

Maximum Operating Pressure:

700 bar

2 Pump selection (See the Pump Section in this catalog for full product descriptions.)					Accessories included		
Hand Pump P-142	Hand Pump P-392	Hand Pump P-80	Foot Pump P-392FP	XA-Series Air Pump XA-11	Hose Model Number	Gauge Model Number	Gauge Adaptor Model Nr.
							
3							
SCR-55H	-	-	-	-	HC-7206	GP-10S	GA-4
-	SCR-102H	-	SCR-102FP	SCR-102XA	HC-7206	GF-10B	GA-2
-	SCR-106H	-	SCR-106FP	SCR-106XA	HC-7206	GF-10B	GA-2
-	SCR-1010H	-	SCR-1010FP	SCR-1010XA	HC-7206	GF-10B	GA-2
-	SCR-154H	-	SCR-154FP	SCR-154XA	HC-7206	GP-10S	GA-2
-	SCR-156H	-	SCR-156FP	SCR-156XA	HC-7206	GP-10S	GA-2
-	SCR-252H	-	SCR-252FP	SCR-252XA	HC-7206	GF-20B	GA-2
-	SCR-254H	-	SCR-254FP	SCR-254XA	HC-7206	GF-20B	GA-2
-	SCR-256H	-	SCR-256FP	SCR-256XA	HC-7206	GF-20B	GA-2
-	-	SCR-2514H	-	SCR-2514XA ¹⁾	HC-7206	GF-20B	GA-2
-	-	SCR-506H	-	SCR-506XA ¹⁾	HC-7206	GF-50B	GA-2
-	SCL-101H	-	SCL-101FP	SCL-101XA	HC-7206	GF-10B	GA-2
-	SCL-201H	-	SCL-201FP	SCL-201XA	HC-7206	GF-230B	GA-2
-	SCL-302H	-	SCL-302FP	SCL-302XA	HC-7206	GF-230B	GA-2
-	SCL-502H	-	SCL-502FP	SCL-502XA	HC-7206	GF-510B	GA-2
-	-	SCL-1002H	-	-	HC-7206	GF-510B	GA-2
SCH-121H	-	-	-	-	HB-7206	GF-120B	GA-4
-	SCH-202H	-	SCH-202FP	SCH-202XA	HC-7206	GF-813B	GA-3
-	SCH-302H	-	SCH-302FP	SCH-302XA	HC-7206	GF-813B	GA-3
-	-	SCH-603H	-	SCH-603XA ¹⁾	HC-7206	GF-813B	GA-3
-	-	SCH-1003H	-	-	HC-7206	GP-10S	GA-2
-	SCP-106CH	-	SCP-106CFP	-	HC-7206	GP-10S	GA-2
-	SCP-106LH	-	SCP-106LFP	-	HC-7206	GP-10S	GA-2
-	-	-	-	-	-	-	-
-	-	SCP-306H	-	-	HC-7206	GP-10S	GA-2
-	-	SCP-606H	-	-	HC-7206	GP-10S	GA-2

¹⁾ With XA-12 air pump.